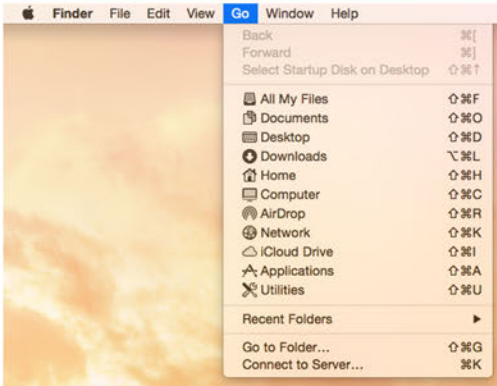
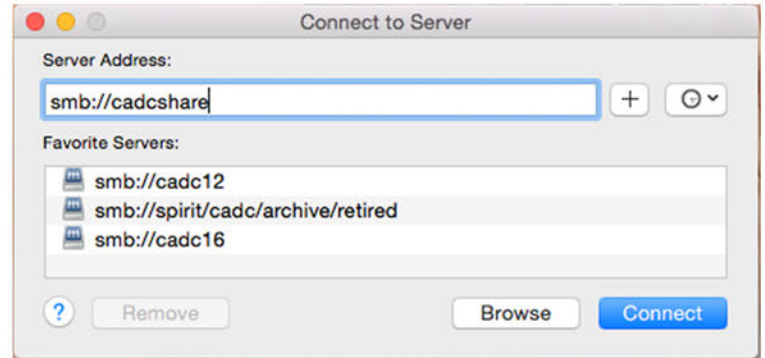


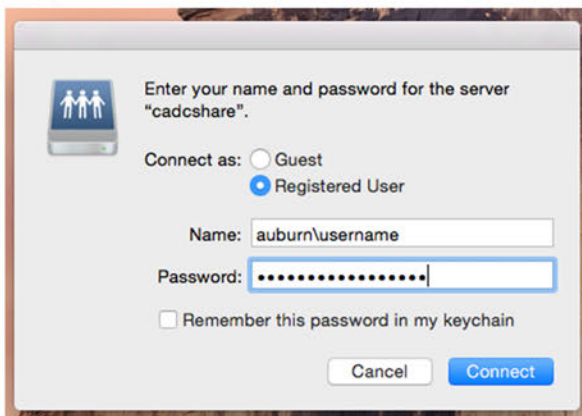
1 Finder > Go > Connect to Server



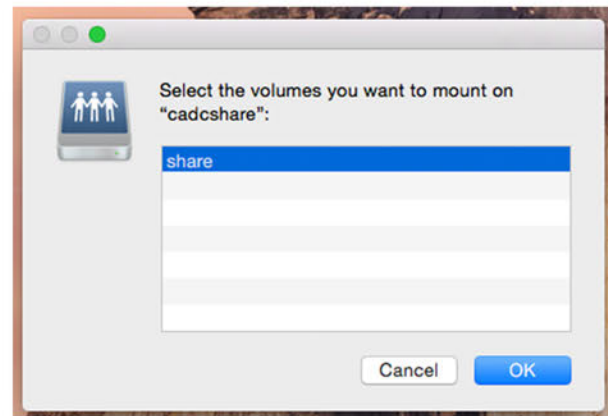
2 Type in server address  
smb://cadshare (alternatively smb://cadshare.mmd.auburn.edu)



3 Use your Auburn Username and password in the format below



4 Click on Share



You should now be connected to your class folders!

Name	Date Modified	Size
▶ <b>Class Folders</b> ←	May 20, 2015 at 12:52 PM	--
▶ Multimedia.Ink	May 21, 2015 at 4:22 PM	2 KB
▶ Resources	May 20, 2015 at 4:18 PM	--
▶ Student Organizations	August 6, 2015 at 3:42 PM	--
▶ Supplemental References	August 7, 2015 at 9:48 AM	--